

Student Choice and Voice Champions: Put Students in the Driver's Seat!





Melissa Henning



TeachersFirst

TeachersFirst is brought to you by
The Source for Learning, Inc.,
a nonprofit that has been providing educational
resources for more than 40 years.




Scan the QR code or visit <http://bit.ly/4vWylgt> to access today's session resources and more!

Flip the Script



Student Agency

"Student Agency." It's about moving from "*What do I have to do?*" to "*How can I show what I know?*"



SESSION OBJECTIVES



Objective 1

Explore & evaluate a minimum of three free digital tools that enable students to demonstrate learning through multiple modalities and formats.



Objective 2

Complete at least one hands-on project using a tool from the choice board during today's session.



Objective 3

Create an action plan for implementing at least one new tool or approach in your teaching context to increase student agency within the next term. This will be done using a Google Form

Why Choice Boards Work



They differentiate by interest and modality



Choice boards are more than a list—they are a pathway to autonomy



They allow students to select methods that align with their specific strengths

SESSION ROADMAP • 60 Minutes



0–5 min

Welcome & Choice Board



5–15 min

Demo: Tools 1–3



15–21 min

Create + Action Plan



21–31 min

Demo: Tools 4–6



31–37 min

Create + Action Plan



37–47 min

Demo: Tools 7–9



47–53 min

Create + Action Plan



53–60 min

Share Out & Closing



THE CHOICE BOARD • 9 Free Tools

Choose your own learning path through today's session!



Powerhouse Design Platform

- Canva for Education
- TeachersFirst Review



Rival of Canva

- Adobe Express
- TeachersFirst Review



Gamification

- Genially - Jumanly
- TeachersFirst Review



Video

- Free Avator Creator
- TeachersFirst Review



Video/Audio Response

- Padlet
- TeachersFirst Review



Podcast

- Adobe Podcast
- TeachersFirst Review



Digital Story Presentation

- Microsoft SWAY
- TeachersFirst Review




Blog

- Telegra.ph
- TeachersFirst Review



Digital Book


- Write Reader
- TeachersFirst Review



Digital Design and Annotation

Canva for Education

Canva provides students with a single canvas to express themselves in almost any format—infographics, posters, video clips, presentations, digital comic strips, and more. It lowers the barrier to beautiful design, giving students immense pride in their final products.

 *A powerhouse design platform that is 100% free for K-12 teachers and students.*


Adobe Express

Beyond comics, videos, animations, and other project options - its "Web Page" feature allows students to create stunning, scrolling, professional-looking digital portfolios or photo essays with zero coding. It acts as a blank canvas for authentic student voice.

 *A completely free creative suite for schools that rivals Canva*

Genially - Jumanly

Instead of just consuming a game, students can create the game. They can take a template like Jumanly and turn it into a review game for their peers, embedding their own questions, audio reflections, and hidden clues. You can create “hot spots” to click for more information and many other options.

 *Gamification can be an appealing way for students to demonstrate their knowledge.*



CREATE TIME • 6 Minutes



CHOOSE YOUR TOOL

- 1 Try out a template in Canva that you could use in your lessons.
- 2 Start to create a web page on Adobe Express.
- 3 Open a Jumanly game and try to add a hotspot or two.

Start your action plan →

ACTION PLAN

Use the Google Form to record:


- › Which tool will I try?
- › What class/grade level?
- › What assignment/project?
- › Timeline to implement
- › Possible challenges?



Audio and Video Tools


Adobe Podcast

Levels the playing field for student broadcasters. Students can record a podcast or voiceover from a noisy cafeteria, a bustling classroom, or a busy home, and their voice will come out crystal clear. Students can collaborate and record together.

 *The free tier allows up to 1 hour of total audio processing per day (files up to 30 minutes long).*


Padlet

Instead of just writing a response, a student can click the camera or microphone icon to instantly record an audio or video explanation. It serves as a collaborative board where peers can instantly hear and see each other's work. Padlet also has many ready-to-go templates.

 *Great tool for in person, remote learning, for homework, or anytime*

Avatar Creator (Animate from Audio)

Choose an animated character, record your voice, and the AI automatically syncs the lips and body gestures to the audio. Give students a powerful vocal outlet without the anxiety of showing their actual face on screen. Students can use the characters to explain understanding.

 *100% free, limited to 2 minutes per clip and perfect for all ages.*



CREATE TIME • 6 Minutes

CHOOSE YOUR TOOL

- 1 Use Adobe Podcast to create a short preview podcast of an upcoming lesson or unit.
- 2 Find a template in Padlet useful for your class and start to edit.
- 3 Narrate a short video using the Avatar Creator about one new tool or strategy you have learned about at ISTE 2026.

Continue your action plan →

ACTION PLAN

Update your plan with Round 2 tool ideas:

- › Which tool fits your curriculum?
- › Which students would thrive?
- › How will you assess it?
- › What support do students need?



Digital Writing and Storytelling

Telegra.ph

No account, email, or password needed. Just go to the URL, type a title, add their name, write their piece, and click "Publish." It instantly generates a live web link/blog to their story. It is the ultimate solution for quick writing prompts, exit tickets, or sharing a narrative without having to deal with school privacy/COPPA sign-up hurdles.

 *Free anonymous blog with no log-in required.*


Write Reader

A research-backed digital book creation platform explicitly designed for K-5 students, Multilingual Learners (MLs), and struggling writers. It features a unique dual-text system in which students write in "invented/phonetic spelling" on one line, and teachers type conventional spelling directly underneath.

 *Free tier allows teachers to create a class and publish up to 40 books*

Microsoft SWAY

Students simply drop in their raw content—headings, text, images, and videos—and Sway's built-in design engine instantly formats it into a stunning, interactive web presentation. It emphasizes writing structure while ensuring the final product looks incredible. This tool is great for travel/information brochures.

 *It is entirely free with any Microsoft account, has no creation limits.*



CREATE TIME • 6 Minutes

CHOOSE YOUR TOOL

- 1 Create a blog post using Telegra.ph explaining how your students could use this tool to show what they know.
- 2 Create an account on WriteReader and start your first book. Add audio, images, background colors, and more. Make the book useful - such as introducing yourself to your class.
- 3 Create a SWAY digital story about your experience with digital storytelling tools: which tools are your go-to, what types of topics do you use digital storytelling, etc.

Finish & finalize your action plan →

ACTION PLAN

Finalize your plan:

- › Tool chosen for next term
- › First lesson or assignment
- › Student learning goal
- › How you'll share student work
- › Success indicators

🌟 SHARE OUT • Padlet



Which tool surprised you most?




Which tool fits your curriculum best?



What's one thing you'll try next week (or the first few weeks of the new school year)?

🎓 KEY TAKEAWAYS

- › Student choice = increased motivation, ownership, and depth of learning
- › Free tools exist for every format: audio, video, writing, visual storytelling
- › Small shifts in autonomy create big shifts in student engagement
- › Your action plan is your next step — implement ONE new tool next year





Scan the QR code or visit
<http://bit.ly/4vWylgt> to access
today's session resources and more!



TeachersFirst

TeachersFirst is brought to you by
The Source for Learning, Inc.,
a nonprofit that has been providing educational
resources for more than 40 years.